



**Free Crochet Pattern
Lion Brand® Babysoft
Short And Sweet Child's Cardigan**
Pattern Number: 70455AD



Free Crochet Pattern from Lion Brand Yarn Lion Brand® Babysoft Short And Sweet Child's Cardigan

Pattern Number: 70455AD

SKILL LEVEL: Beginner

SIZE:

0-6 months (12-18 months, 2-3 years, 4 years)

Finished Chest 19 (20, 22, 25) in. (48.5 (51, 56, 63.5) cm)

Finished Length 9 1/2 (10 1/4, 11, 12) in. (24 (26, 28, 30.5) cm)

CORRECTIONS: None

MATERIALS

- 920-170 Lion Brand Babysoft: Pistachio
1 1, 2, 2 Ball
- Crochet Hook - Size G-6
- Large-Eye Blunt Needles (Set of 6)
- Additional Materials
1 button 1 in. (25 mm) diameter

GAUGE:

16 half double crochet + 12 1/2 rows = 4 in. (10 cm). BE SURE TO CHECK YOUR GAUGE. When you match the gauge in a pattern, your project will be the size specified in the pattern and the materials specified in the pattern will be sufficient. If it takes you less stitches and rows to make a 4 in. [10 cm] square, try using a smaller size hook or needles; if more stitches and rows, try a larger size hook or needles.

BACK

Chain 41 (43, 47, 53).

Row 1: Half double crochet in 3rd chain from hook and each chain across - 39 (41, 45, 51) half double crochet.

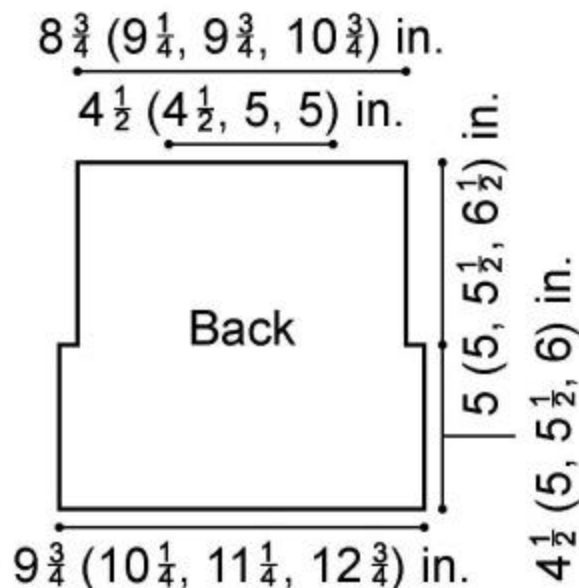
Row 2: Chain 2, turn, half double crochet in each stitch across.

Repeat Row 2 until piece measures 4 1/2 (5, 5 1/2, 6) in. (11.5 (12.5, 14, 15) cm) from beginning.

Shape Armhole

Next Row: Chain 1, turn, slip stitch in each of next 3 (3, 4, 5) stitches, chain 2, half double crochet in same stitch, half double crochet in each stitch across to last 2 (2, 3, 4) stitches, leave remaining stitches unworked - 35 (37, 39, 43) half double crochet.

Repeat Row 2 until piece measures 9 1/2 (10 1/4, 11, 12) in. (24 (26, 28, 30.5) cm) from beginning. Fasten off.



FRONT (make 2)

Note: Left and Right Front are identical

Chain 22 (23, 25, 28).

Row 1: Half double crochet in 3rd chain from hook and each chain across - 20 (21, 23, 26) half double crochet.

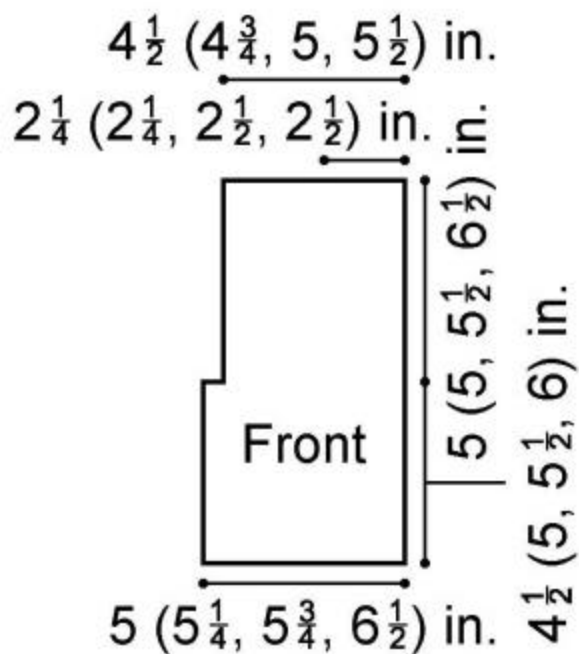
Row 2: Chain 2, turn, half double crochet in each stitch across.

Repeat Row 2 until piece measures 4 1/2 (5, 5 1/2, 6) in. (11.5 (12.5, 14, 15) cm) from beginning.

Shape Armhole

Next Row: Chain 2, turn, half double crochet in each stitch across to last 2 (2, 3, 4) stitches, leave remaining stitches unworked - 18 (19, 20, 22) half double crochet.

Repeat Row 2 until piece measures 9 1/2 (10 1/4, 11, 12) in. (24 (26, 28, 30.5) cm) from beginning. Fasten off.



SLEEVES

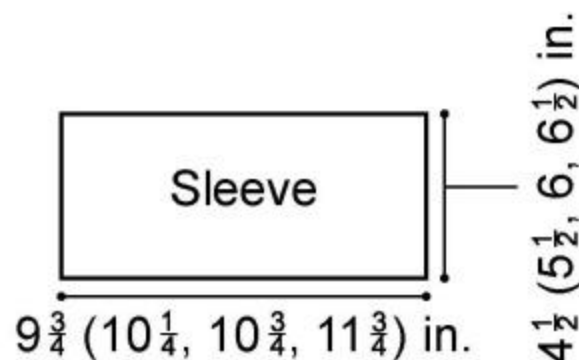
Chain 41 (43, 45, 49).

Row 1: Half double crochet in 3rd chain from hook and each chain across - 39 (41, 43, 47) half double crochet.

Row 2: Chain 2, turn, half double crochet in each stitch across.

Repeat Row 2 until piece measures 4 1/2 (5 1/2, 6, 6 1/2) in. (11.5 (14, 15, 16.5) cm) from beginning.

Fasten off.



FINISHING

Sew Fronts to Back, leaving 4 1/2 (4 1/2, 5, 5) in. (11.5 (11.5, 12.5, 12.5) cm) open at back neck, and 2 1/4 (2 1/4, 2 1/2, 2 1/2) in. (5.5 (5.5, 6.5, 6.5) cm) open at each Front neck.

Sew in Sleeves. Sew side and Sleeve seams. Fold about 3/4 in. (2 cm) at end of Sleeves for cuff; sew in place.

Collar

From right side, join yarn with slip stitch in top corner of Right Front. Chain 2, half double crochet evenly across Right Front neck, Back Neck and Left Front neck.

Next Row: Chain 2, turn, half double crochet across. Repeat last row until Collar measures 2 1/4 (2 1/4, 2 1/2, 3 1/4) in. (5.5 (5.5, 6.5, 8.5) cm). Fasten off.

Edging

From right side, join yarn in lower corner of Right Front. Chain 1, single crochet evenly up Right Front edge to beginning of Collar, chain 5 (for button loop), continue in single crochet around Collar and down Left Front edge.

Fasten off.

Weave in ends. Sew on button.

Every effort has been made to have the knitting and crochet instructions accurate and complete. We cannot be responsible for variance of individual knitters and crocheters, human errors, or typographical mistakes.



**Baby Soft (Article #920) is a Medium sportweight yarn, 60% acrylic, 40% polyamid. Solids are packaged in 5 oz/141g (459 yd/420m) balls, prints in 4 oz/113g (367 yd/336m) balls.*

Copyright ©1998-2005 Lion Brand Yarn Company, all rights reserved. No pattern or other material may be reproduced -- mechanically, electronically, or by any other means, including photocopying -- without written permission of Lion Brand Yarn Company. If you would like to send a copy of this page to someone, click [here](#) and we will be happy to do it for you.